



Meeting Date: January 31, 2024

Agenda Item: D.3

AGENDA SUMMARY REPORT

SUBJECT:

Procurement of 2 Clean Diesel Freightliner buses.

SUMMARY:

Due to the advanced age of our current fleet, we have experienced catastrophic failures. To bridge the gap until electric vehicles become viable, we must acquire 2 Clean Diesel Freightliners as an interim solution.

ATTACHMENTS:

Glaval-Legacy-Brochure

STAFF RECOMMENDATIONS:

Staff recommends the purchase of 2 Clean Diesel Freightliners.



FOREST RIVER BUS

GLAVAL BUS | Legacy



Learn more at
[forestriverbus.com/
Glaval-Bus/Legacy](https://forestriverbus.com/Glaval-Bus/Legacy)

moving forward together.

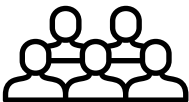
Functionality + accessibility.



QUALITY, STYLE AND DURABILITY.

The all new Glaval Legacy is sure to impress with its updated stylish standards, comfortable ride and rugged durability. Built on the heavy-duty Freightliner S2C diesel chassis, the Legacy offers the comfort, sophistication and room to move your most elite clientele while keeping affordability in mind. Standard 5/8" marine grade plywood flooring, stainless steel exterior screws and a fully undercoated chassis protects the bus from the most extreme conditions. Redesigned straight sidewalls and solid one-piece front and rear caps gives a fresh new look to this dependable classic. With an abundance of options and layouts, the new Legacy will exceed your customer's expectations.

PASSENGERS



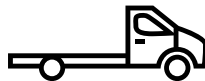
Up to 45

BUS LENGTH



32' - 40'

BUS CHASSIS



Freightliner

WHEELCHAIR



Side Access

moving forward together.

28

28 passenger + 2 wheelchair w/
flip and foldaway seats + driver



29

29 passenger w/rear luggage
+ driver



36

36 passenger + 2 wheelchair w/
flip and foldaway seats + driver



37

37 passenger + driver



41

41 passenger w/rear luggage
+ driver



45

45 passenger + driver




Length	32'	36'	40'
Wheelbase	238"	279"	300"
Chassis	Freightliner	Freightliner	Freightliner
Engine	Cummins 6.7L 240HP	Cummins 6.7L 240HP	Cummins 6.7L 240HP
GVWR	26,000/30,000 lb.	26,000/30,000 lb.	26,000/30,000 lb.
Passenger Capacity*	33	39	45
Overall Width	96"/102"	96"/102"	96"/102"
Overall Height	131"	131"	131"
Interior Width	93"/99"	93"/99"	93"/99"
Interior Height	79.75"	79.75"	79.75"
Ground to Int. Floor	44"	44"	44"
Ground to 1st Step	15.5"	15.5"	15.5"
Step Riser	9.75"	9.75"	9.75"
Step Tread	9.75"	9.75"	9.75"
Step Width	35.75"	35.75"	35.75"
Entry Door Clear Opening w/One Grab Rail	31"	31"	31"
Entry Door Clear Opening w/Two Grab Rails	30"	30"	30"

*All passenger capacities are references and subject to final weight analysis

Features + options.



USB CHARGING PORTS



COLE HERSEE SWITCH



FIRE SUPPRESSION SYSTEM



RED AND WHITE DOT REFLECTIVE CONSPICUITY TAPE



FAREBOX OPTION



WATCH YOUR STEP RISERS

Standard Exterior Feature Highlights

- Fully welded corrosion-preventative coated aluminized steel cage construction with laminated sidewall structure meeting all applicable FMVSS requirements
- "Starview" drivers visibility window in front of entry door
- Electric actuated passenger entry door with full length glass
- 36" wide x 36" high upper double T-Slider tempered safety glass windows with climate control tint
- Black powder coated steel rear bumper
- Rear mud flaps
- Molded wheel flares
- Pre-painted white galvanized steel sidewalls and skirts
- Fiberglass front and rear caps
- One-piece seamless FRP (fiberglass reinforced plastic) roof
- Breakaway rearview mirrors with built-in convex
- Sealed LED stop, tail, and turn signal lights with reverse lights
- Exterior LED front and rear marker lights

Standard Interior Feature Highlights

- 93" interior width
- 96" exterior width
- 81" interior floor to ceiling height with standard floor
- Floor and wall seat track for flexible seating
- Black slip resistant Gerflor floor covering
- 5/8" marine tech plywood flooring
- Coved flooring to bottom of seat track
- Gray padded vinyl or cloth interior
- White step nosing at passenger door
- 1.25" left hand vertical passenger assist rail at entry door
- LED entry door step well lights
- LED driver and passenger area lighting
- FlexTech Electrical System
- Backup camera system with 7" monitor/rearview mirror combo
- Non-retractable seat belts

Popular Option Highlights

- 102" Exterior width
- Stainless steel wheel inserts
- Luggage storage areas (overhead luggage racks with reading lights, interior luggage racks, rear storage area)
- Rear emergency door with window(s)
- Passenger area rear heat and air conditioning
- Passenger grab rails
- Audio and video systems
- Mid back or high back seating
- ADA and FMVSS compliant wheelchair lifts and securement systems
- Fiberglass side walls and skirts

© 2023 Forest River Bus, LLC. All information contained on this website is believed to be accurate at the time of publication. However, during the model year, it may be necessary to make revisions, and Forest River Bus reserves the right to make changes without notice, including prices, colors, materials, equipment, and specifications, as well as the addition of new models and the discontinuance of models shown on this website. Therefore, please consult with your Forest River Bus dealer and confirm the existence of any material, design, or specifications before your purchase.

moving forward together.