




FY 21-22 RIDERSHIP PERFORMANCE BY ROUTE


	JULY	AUG	SEPT	OCT	NOV	DEC	JAN	FEB	MAR	APR	MAY	JUN	2021-22 YTD	2020-21 YTD	# Change	% Change
01 - Willits Local	587	593	481	497	456	431	400	452	507	0	0	0	4404	2944	1,460	50%
03 - Ukiah - DAR	1068	971	976	961	890	1013	663	642	982	0	0	0	8166	5742	2,424	42%
04 - Fort Bragg - DAR	580	572	574	574	548	593	502	564	594	0	0	0	5101	4178	923	22%
05 - BraggAbout	498	484	461	390	409	378	308	391	513	0	0	0	3832	4288	(456)	-11%
07 - Jitney	0	0	0	0	0	0	0	0	0	0	0	0	0	0	0	0%
08 - Ukiah Evening-Not Operating	0	0	0	0	0	0	0	0	0	0	0	0	0	0	0	0%
09 - Ukiah Local	3096	3006	3191	3286	3087	2861	2880	2920	3646	0	0	0	27973	20715	7,258	35%
20 - Willits - Ukiah	966	1085	1336	1382	1189	1089	1149	1350	1590	0	0	0	11136	5801	5,335	92%
60 - Coaster	235	251	293	295	266	256	248	234	350	0	0	0	2428	1922	506	26%
64 - Ukiah to Fort Bragg-Not Operating	0	0	0	0	0	0	0	0	0	0	0	0	0	0	0	0%
65 - Fort Bragg to Santa Rosa	557	470	466	406	405	434	406	380	473	0	0	0	3997	0	3,997	0%
65A - New Route 65-Not Operating	0	0	0	0	0	0	0	0	0	0	0	0	0	0	0	0%
74 - Saturday Gualala-Ukiah	77	43	35	52	33	28	25	31	28	0	0	0	352	239	113	47%
75 - M-F Gualala to Ukiah	259	411	522	448	374	406	328	291	447	0	0	0	3486	1995	1,491	75%
95 - Pt. Arena to Santa Rosa	200	183	192	179	204	192	172	191	177	0	0	0	1690	546	1,144	210%
97 - Redwood Coast Regional	86	113	204	180	180	183	74	104	201	0	0	0	1325	0	1,325	0%
Monthly Totals	8209	8182	8731	8650	8041	7864	7155	7550	9508	0	0	0	73890	48370	25,520	53%




FY 20-21 RIDERSHIP PERFORMANCE BY ROUTE

	JULY	AUG	SEPT	OCT	NOV	DEC	JAN	FEB	MAR	APR	MAY	JUN	2020-21 YTD	2019-20 YTD	# Change	% Change
01 - Willits Local	469	396	276	346	208	324	262	281	382	474	396	483	4297	9729	(5,432)	-56%
03 - Ukiah - DAR	695	518	509	713	588	481	633	698	907	1026	950	1033	8751	11590	(2,839)	-24%
04 - Fort Bragg - DAR	420	346	519	494	436	399	483	433	648	616	677	651	6122	10927	(4,805)	-44%
05 - BraggAbout	657	637	543	420	330	444	414	391	452	489	419	516	5712	13238	(7,526)	-57%
07 - Jitney	0	0	0	0	0	0	0	0	0	0	0	1	1	921	(920)	-100%
08 - Ukiah Evening-Not Operating	0	0	0	0	0	0	0	0	0	0	0	49	49	9170	(9,121)	-99%
09 - Ukiah Local	2760	2382	2249	2564	1969	2306	1902	2101	2482	2668	2523	2712	28618	88865	(60,247)	-68%
20 - Willits - Ukiah	800	665	647	737	557	609	490	530	766	796	798	860	8255	25292	(17,037)	-67%
60 - Coaster	158	153	223	273	233	251	224	194	213	219	262	268	2671	7941	(5,270)	-66%
64 - Ukiah to Fort Bragg	2	6	0	0	0	0	0	0	0	0	0	268	276	3360	(3,084)	-92%
65 - Fort Bragg to Santa Rosa	0	0	130	288	290	228	216	217	273	372	435	468	2917	9410	(6,493)	-69%
65A - New Route 65-Not Operating	0	0	0	0	0	0	0	0	0	0	0	468	468	4068	(3,600)	-88%
74 - Saturday Gualala-Ukiah	20	21	17	48	31	18	30	23	31	36	72	46	393	829	(436)	-53%
75 - M-F Gualala to Ukiah	306	281	228	238	199	193	139	198	213	262	309	298	2864	6113	(3,249)	-53%
95 - Pt. Arena to Santa Rosa	0	0	0	47	112	97	74	97	119	130	148	177	1001	3456	(2,455)	-71%
97 - Redwood Coast Regional-Not Operatin	0	0	0	0	0	0	0	0	0	0	0	49	49	2118	(2,069)	-98%
Monthly Totals	6287	5405	5341	6168	4953	5350	4867	5163	6486	7088	6989	8347	72444	207027	(134,583)	-65%

 FY 21-22 AVERAGE DAILY RIDERS BY ROUTE-Weekday													
	JULY	AUG	SEPT	OCT	NOV	DEC	JAN	FEB	MAR	APR	MAY	JUN	2021-22 YTD
01 - Willits Local	30.90	29.50	25.24	24.95	25.58	19.96	21.50	25.74	23.74				227.11
05 - BraggAbout	26.90	23.91	22.76	21.67	23.45	21.00	18.20	21.68	23.91				203.48
07 - Jitney	0.00	0.00	0.00	0.00	0.00	0.00	0.00	0.00	0.00				0.00
09 - Ukiah Local	146.43	132.81	149.34	153.29	151.52	122.96	144.10	149.47	161.35				1311.27
20 - Willits - Ukiah	50.00	52.05	68.67	71.76	66.53	51.30	62.00	75.42	72.83				570.56
60 - Coaster	50.38	13.41	18.33	17.67	25.53	17.39	25.40	20.32	18.39				206.82
65 - Fort Bragg to Santa Rosa	45.59	57.73	55.77	43.38	44.33	50.65	49.57	50.60	52.39				450.01
75 - M-F Gualala to Ukiah	13.38	20.95	26.62	23.29	21.26	19.26	17.45	16.26	20.91				179.38
95 - Pt. Arena to Santa Rosa	8.73	8.27	8.55	8.95	9.33	8.35	7.19	8.55	7.17				75.09
Monthly Totals	372.31	338.63	375.28	364.96	367.53	310.87	345.41	368.04	380.69	0.00	0.00	0.00	3223.72

 FY 21-22 AVERAGE DAILY RIDERS BY ROUTE-Saturdays													
	JULY	AUG	SEPT	OCT	NOV	DEC	JAN	FEB	MAR	APR	MAY	JUN	2021-22 YTD
09 - Ukiah Local	66.00	73.25	78.25	79.75	75.75	68.00	57.00	65.00	68.25				631.25
65 - Fort Bragg to Santa Rosa	45.80	46.00	39.75	44.40	51.5	63.00	35.40	50.50	38.75				415.10
74 - Saturday Gualala-Ukiah	15.40	10.75	9.00	10.40	8.25	9.33	6.25	7.75	7.00				84.13
95 - Pt. Arena to Santa Rosa	4.80	3.50	8.50	3.00	4.50	5.33	4.20	6.50	4.50				44.83
Monthly Totals	132.00	133.50	135.50	137.55	140.00	145.66	102.85	129.75	118.50	0.00	0.00	0.00	1175.31

 FY 21-22 AVERAGE DAILY RIDERS BY ROUTE-Sundays													
	JULY	AUG	SEPT	OCT	NOV	DEC	JAN	FEB	MAR	APR	MAY	JUN	2021-22 YTD
95 - Pt. Arena to Santa Rosa	3.25	3.40	3.50	3.50	4.75	4.33	4.20	3.75	4.75				35.43
Monthly Totals	3.25	3.40	3.50	3.50	4.75	4.33	4.20	3.75	4.75	0.00	0.00	0.00	35.43