




FY 21-22 RIDERSHIP PERFORMANCE BY ROUTE


	JULY	AUG	SEPT	OCT	NOV	DEC	JAN	FEB	MAR	APR	MAY	JUN	2021-22 YTD	2020-21 YTD	# Change	% Change
01 - Willits Local	587	593	481	0	0	0	0	0	0	0	0	0	1661	1141	520	46%
03 - Ukiah - DAR	1068	971	976	0	0	0	0	0	0	0	0	0	3015	1722	1,293	75%
04 - Fort Bragg - DAR	580	572	574	0	0	0	0	0	0	0	0	0	1726	1285	441	34%
05 - BraggAbout	498	484	461	0	0	0	0	0	0	0	0	0	1443	1837	(394)	-21%
07 - Jitney	0	0	0	0	0	0	0	0	0	0	0	0	0	0	0	0%
08 - Ukiah Evening-Not Operating	0	0	0	0	0	0	0	0	0	0	0	0	0	0	0	0%
09 - Ukiah Local	3096	3006	3191	0	0	0	0	0	0	0	0	0	9293	7391	1,902	26%
20 - Willits - Ukiah	966	1085	1336	0	0	0	0	0	0	0	0	0	3387	2112	1,275	60%
60 - Coaster	235	251	293	0	0	0	0	0	0	0	0	0	779	534	245	46%
64 - Ukiah to Fort Bragg-Not Operating	0	0	0	0	0	0	0	0	0	0	0	0	0	8	(8)	-100%
65 - Fort Bragg to Santa Rosa	557	470	466	0	0	0	0	0	0	0	0	0	1493	0	1,493	#DIV/0!
65A - New Route 65-Not Operating	0	0	0	0	0	0	0	0	0	0	0	0	0	0	0	0%
74 - Saturday Gualala-Ukiah	77	43	35	0	0	0	0	0	0	0	0	0	155	58	97	167%
75 - M-F Gualala to Ukiah	259	411	522	0	0	0	0	0	0	0	0	0	1192	815	377	46%
95 - Pt. Arena to Santa Rosa	200	183	192	0	0	0	0	0	0	0	0	0	575	0	575	#DIV/0!
97 - Redwood Coast Regional	86	113	204	0	0	0	0	0	0	0	0	0	403	0	403	#DIV/0!
Monthly Totals	8209	8182	8731	0	0	0	0	0	0	0	0	0	25122	16903	8,219	49%




FY 20-21 RIDERSHIP PERFORMANCE BY ROUTE

	JULY	AUG	SEPT	OCT	NOV	DEC	JAN	FEB	MAR	APR	MAY	JUN	2020-21 YTD	2019-20 YTD	# Change	% Change
01 - Willits Local	469	396	276	346	208	324	262	281	382	474	396	483	4297	9729	(5,432)	-56%
03 - Ukiah - DAR	695	518	509	713	588	481	633	698	907	1026	950	1033	8751	11590	(2,839)	-24%
04 - Fort Bragg - DAR	420	346	519	494	436	399	483	433	648	616	677	651	6122	10927	(4,805)	-44%
05 - BraggAbout	657	637	543	420	330	444	414	391	452	489	419	516	5712	13238	(7,526)	-57%
07 - Jitney	0	0	0	0	0	0	0	0	0	0	0	1	1	921	(920)	-100%
08 - Ukiah Evening-Not Operating	0	0	0	0	0	0	0	0	0	0	0	49	49	9170	(9,121)	-99%
09 - Ukiah Local	2760	2382	2249	2564	1969	2306	1902	2101	2482	2668	2523	2712	28618	88865	(60,247)	-68%
20 - Willits - Ukiah	800	665	647	737	557	609	490	530	766	796	798	860	8255	25292	(17,037)	-67%
60 - Coaster	158	153	223	273	233	251	224	194	213	219	262	268	2671	7941	(5,270)	-66%
64 - Ukiah to Fort Bragg	2	6	0	0	0	0	0	0	0	0	0	268	276	3360	(3,084)	-92%
65 - Fort Bragg to Santa Rosa	0	0	130	288	290	228	216	217	273	372	435	468	2917	9410	(6,493)	-69%
65A - New Route 65-Not Operating	0	0	0	0	0	0	0	0	0	0	0	468	468	4068	(3,600)	-88%
74 - Saturday Gualala-Ukiah	20	21	17	48	31	18	30	23	31	36	72	46	393	829	(436)	-53%
75 - M-F Gualala to Ukiah	306	281	228	238	199	193	139	198	213	262	309	298	2864	6113	(3,249)	-53%
95 - Pt. Arena to Santa Rosa	0	0	0	47	112	97	74	97	119	130	148	177	1001	3456	(2,455)	-71%
97 - Redwood Coast Regional-Not Operatin	0	0	0	0	0	0	0	0	0	0	0	49	49	2118	(2,069)	-98%
Monthly Totals	6287	5405	5341	6168	4953	5350	4867	5163	6486	7088	6989	8347	72444	207027	(134,583)	-65%

 FY 21-22 AVERAGE DAILY RIDERS BY ROUTE-Weekday													
	JULY	AUG	SEPT	OCT	NOV	DEC	JAN	FEB	MAR	APR	MAY	JUN	2021-22 YTD
01 - Willits Local	30.90	29.50	25.24										85.64
05 - BraggAbout	26.90	23.91	22.76										73.57
07 - Jitney	2.10	1.86	3.48										7.44
09 - Ukiah Local	144.33	130.95	145.86										421.14
20 - Willits - Ukiah	50.00	52.05	68.67										170.72
60 - Coaster	50.38	13.41	18.33										82.12
65 - Fort Bragg to Santa Rosa	45.59	57.73	55.77										159.09
75 - M-F Gualala to Ukiah	13.38	20.95	26.62										60.95
95 - Pt. Arena to Santa Rosa	8.73	8.27	8.55										25.55
Monthly Totals	372.31	338.63	375.28	0.00	0.00	0.00	0.00	0.00	0.00	0.00	0.00	0.00	1086.22

 FY 21-22 AVERAGE DAILY RIDERS BY ROUTE-Saturdays													
	JULY	AUG	SEPT	OCT	NOV	DEC	JAN	FEB	MAR	APR	MAY	JUN	2021-22 YTD
09 - Ukiah Local	66.00	73.25	78.25										217.50
65 - Fort Bragg to Santa Rosa	45.80	46.00	39.75										131.55
74 - Saturday Gualala-Ukiah	15.40	10.75	9.00										35.15
95 - Pt. Arena to Santa Rosa	4.80	3.50	8.50										16.80
Monthly Totals	132.00	133.50	135.50	0.00	0.00	0.00	0.00	0.00	0.00	0.00	0.00	0.00	401.00

 FY 21-22 AVERAGE DAILY RIDERS BY ROUTE-Sundays													
	JULY	AUG	SEPT	OCT	NOV	DEC	JAN	FEB	MAR	APR	MAY	JUN	2021-22 YTD
95 - Pt. Arena to Santa Rosa	3.25	3.40	3.50										10.15
Monthly Totals	3.25	3.40	3.50	0.00	0.00	0.00	0.00	0.00	0.00	0.00	0.00	0.00	10.15